

GT200-HT-EI HART/EtherNet/IP Gateway

Product Overview

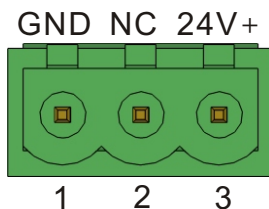
GT200-HT-EI is a gateway that can provide a seamless connection between HART and EtherNet/IP. It can connect HART slave devices to EtherNet/IP network and realize bi-directional data exchange easily.

Technical Specifications

- [1] EtherNet/IP network is independent with HART network;
- [2] Ethernet 10/100M self-adaptive, IP address conflict detection;
- [3] Support ODVA standard EtherNet/IP protocol;
- [4] Used as a primary or a secondary HART master;
- [5] Supports single-point and multi-point mode at the HART side; Under single-point mode, support data burst operation;
- [6] Support one HART channel, support connecting at most 13 instruments with gateway internal resistor and support connecting 15 instruments with an external resistor (250Ω);
- [7] Max input and output bytes of EtherNet/IP: 256 bytes;
- [8] Each HART command can be configured for change-of-state output, polling output, initialization output or disable output;
- [9] Operating temperature: -40° F to 140 ° F(-40°C~60°C), relative humidity 5% ~ 95% (no condensing);
- [10] Power: 24VDC (11V~30V), 70mA (24VDC);
- [11] External Dimensions (W*H*D): 0.98in*3.94in*3.54in (25mm*100mm*90mm);

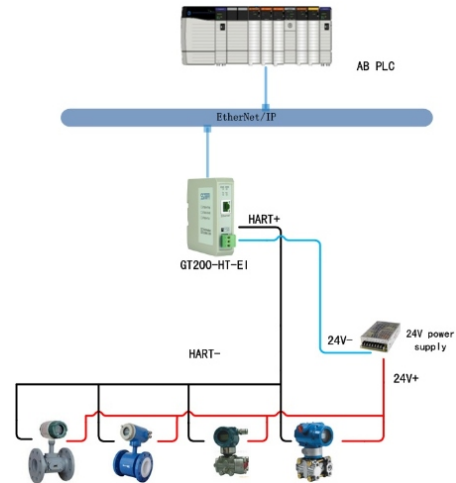
Power Interface

Power interface is shown as below:



Pin	Function
1	Power GND
2	NC(Not Connected)
3	24V+, DC Positive 24V

Use Case

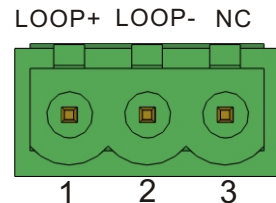


Features

- Easy to use: Users only refer to the user manual and application examples and can realize data communication of gateway according to the requirements;
- Powerful function: Support fast acquisition of HART slave address and modification;
- Provide easy-to-use configuration software SST-HI-CFG.

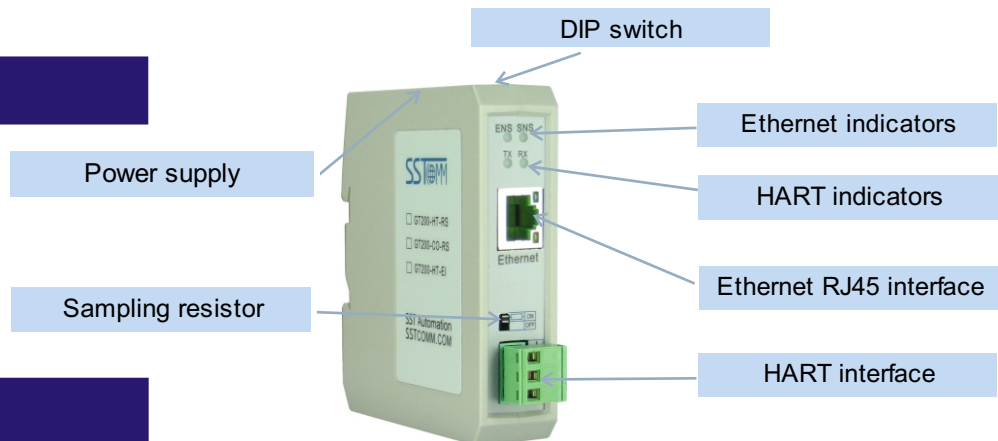
HART Interface

HART interface is shown as below:



Pin	Function
1	Connect HART signal positive
2	Connect HART signal negative
3	NC

Appearance

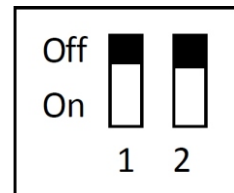


Indicators

Indicator	State	State Description
ENS(IP indicators)	Red off	IP address launch is normal
	Red blinking	DHCP
SNS (EtherNet/IP network indicator)	Green on	EtherNet/IP connection is established, communication is normal
	Green blinking	EtherNet/IP connection is not established
TX, RX (HART data transmit/receive indicator)	TX, Green blinking	HART Bus data sending
	RX, Green blinking	No data is sending

Configuration Switch

The configuration switch is located at the top of the gateway, bit 1 is function bit and bit 2 is mode bit.



Mode (bit 2)	Function (bit 1)	Description
Off	Off	Run mode, allow configuration , it can exchange data between HART and EtherNet/IP
Off	On	Debug mode, it can exchange data between HART and EtherNet/IP, allow debugging and configuration
On	Off	Configuration mode, IP address is fixed 192.168.0.11, it can only read and write configuration data under this mode, not allowing communication between EtherNet/IP and HART
On	On	Run mode, prohibit configuration and debugging, it can exchange data between HART and EtherNet/IP only

Notes:

Restart GT200-HT-EI (power off and power on) after resetting the configuration to make the configuration take effect!